

# RF Balun Transformer


## EBA8482-G003081

2020-04-16 Rev. 0

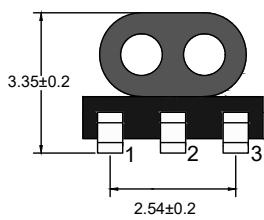
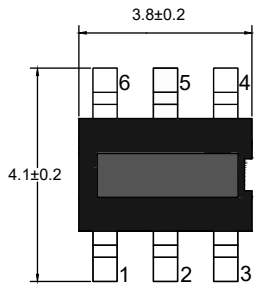


75Ω 1:1CT Flux Coupled Transformer

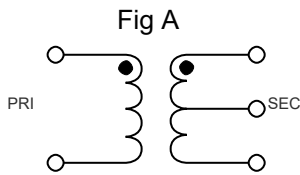
5-200 MHz



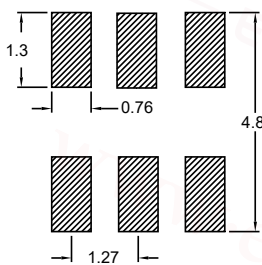
### Outline Drawing(mm)



### Electrical structure



### Recommended layout(mm)



### Pin Connections

Input	3
Output 1	4
Output 2	6
ground	1,2,5

### Features

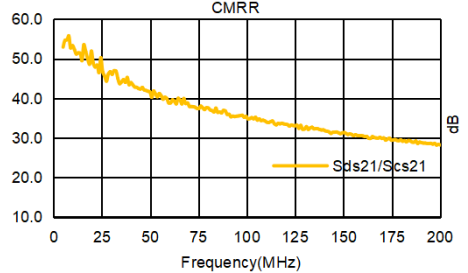
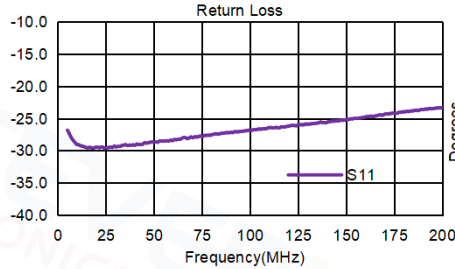
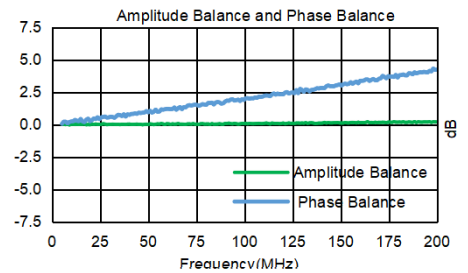
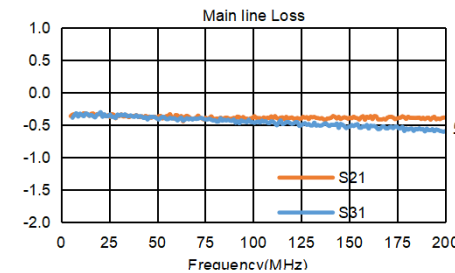
- Operating temperature range: -40°C to +85°C
- Storage temperature range: -55°C to +100°C

### Applications

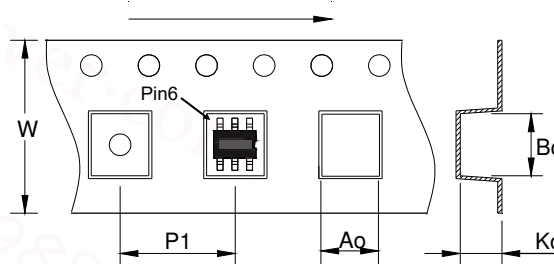
- For catv
- For broadband and wireless communications

### Electrical Specifications: TA=25°C, 0dBm, Z0=75Ω

Parameter	Test Conditions	Units	Min	Typ	Max
Main line Loss (Pin3-4)	5-200MHz	dB	—	0.4	1.5
Main line Loss (Pin3-6)	5-200MHz	dB	—	0.5	1.8
Amplitude Balance	5-200MHz	dB	0.0	0.1	1.0
Phase Balance	5-200MHz	°	0.0	3.0	8.0
Input Return Loss(Pin3)	5-200MHz	dB	20.0	25.0	—
CMRR	5-200MHz	dB	20.0	30.0	—



### Carrier Tape Orientation



### Tape & Reel Information

Parameter	Units	Value
Qty per reel	PCS	2000
Reel Size	mm	330
Tape Width	mm	12.00
Pitch	mm	8.00
Ao	mm	4.50
Bo	mm	5.30
Ko	mm	3.60